

NEW MINI EXCAVATORS



35Z HD/37C HD

Operating Weight: 3790/4052 kg | Net Engine Power: 18.9 kW



The new 35Z HD zero tail swing and 37C HD high performance machines.

IDEAL MACHINES FOR EFFECTIVE WORK AT CONGESTED & CONFINED JOB SITES.

When it comes to working in confined areas and job sites with restricted access, the new JCB 35Z HD and JCB 37C HD are preferred choices that deliver maximum performance.

The new 35Z HD is equipped with zero tail swing which provides excellent manoeuvrability at all times. JCB 37C HD comes with a conventional tail swing and provides a higher lifting capacity along with better productivity.

This range is powered with new generation controls, providing excellent fuel efficiency and superior performance everyday, every time.

After all, there's nothing mini about these Mini Excavators.



MINI IS BIG IN RELIABILITY AND DURABILITY

EXCAVATORS HAVE BEEN A PART OF THE JCB FAMILY FOR OVER 50 YEARS NOW. WITH ALL THIS EXPERIENCE AND CUSTOMERS' INSIGHT, OUR LATEST MINI EXCAVATORS ARE SIMPLE YET HEAVY DUTY, FUEL-EFFICIENT MACHINES.

- 1 Heavy-duty boom & arm are made of high tensile steel reinforced with all critical stress points. The clean four-plate dipper design provides added structural strength and durability.
- 2 High quality steel paths and simplified H-Frame design make the undercarriage more durable.
- 3 The kingpost features durable bush-able pivots optimise service life.
- 4 Cushioning is provided at the end of boom and dipper for smooth operations and high life.
- 5 A full range of reliable buckets is designed to perform excellently in various applications.
- 6 Standard Boom cylinder guard and optional Bucket Cylinder guard is provided for enhanced cylinder life.



MINI IS BIG IN EFFICIENCY AND PERFORMANCE

THE LATEST MINI EXCAVATORS COME WITH NEW GENERATION LOOK AND FEEL AND ALL NEW INNOVATIVE DESIGN FEATURES, MAKING THEIR VERSATILITY AND PRODUCTIVITY BEST-IN-CLASS.

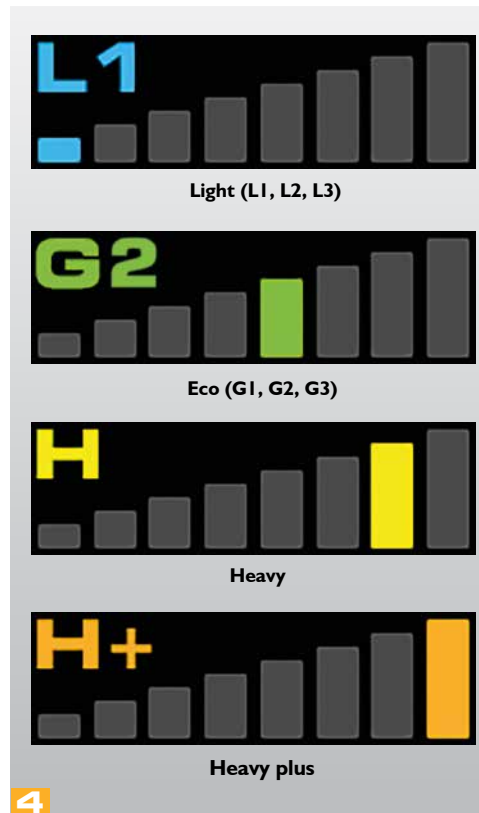
- 1 Conventional tail swing and Zero tail swing configurations offer seamless manoeuvrability, especially in confined spaces because their rear overhang outside the tracks is eliminated (ZTS) or greatly reduced (CTS).
- 2 JCB's boom swing & boom off-set feature enables the machine to operate closely to the wall/building without re-positioning the machine.
- 3 Powerful & fuel efficient Perkins engine efficiently saves on operating costs and produces minimal noise, making it suitable for operations in populated areas.



4 Control the engine speed with four different power bands to easily toggle through and set to optimum hydraulic flows. This includes light, eco, heavy, and heavy plus, all of which can be tailored to suit your application.

5 Superior bucket digging force and dipper tear-out forces results in higher output and faster completion of work, especially in hard strata.

6 Auto-idle reduces the engine rpm in 6 seconds after the inactive controls, offering increased fuel efficiency.



MINI IS BIG IN SAFETY

AS A PRIORITY OUR NEW MINI EXCAVATORS OFFER SAFETY TO THE OWNERS, OPERATORS, ON-SITE WORKERS AND THE MACHINE ITSELF.

- 1 The new LiveLink 4.0 provides the idle time information with easy monitoring of location trails and various health alerts along with accessible machine utilisation reports.
- 2 The new mini excavator is ROPS & TOPS compliant to provide increased protection to the cabs and operators.
- 3 JCB's unique 2GO system ensures that the mini excavator's hydraulics can only be operated in a safe lockable position via two separate inputs.
- 4 4-digit security PIN is required to start the machine.
- 5 Longer dozer blade width for better stability.



1



3



5

MINI IS BIG IN COMFORT AND EASE OF USE

HIGH PRODUCTIVITY IS ACHIEVED THROUGH A COMFORTABLE ENVIRONMENT. THAT'S WHY OUR NEW RANGE FOCUSES ON COMFORT AND EASE OF USE.

- 1** Four working lights are provided - two in front, one at rear and one under boom along with one interior light.
- 2** Wider & rubber coated foot rest with an excellent grip for better travel controls and foldable track pedals.
- 3** AC as an option for the cabin range.
- 4** Arm rest is adjustable as per the operator comfort.
- 5** The machine offers excellent operator comfort with suspension seat, fan, storage, a phone tray, stowage net, 12V phone charger, USB port, and a cup holder. The entire area is easily accessible and safe via a large door.
- 6** Dial type throttle controls for easy & precise engine speed control. Easy touch switches have been thoughtfully designed for operational ease of use.
- 7** Joystick controlled boom swing & auxiliary circuit for better control of dig ends and attachment in confined job sites.
- 8** Ergonomic dozer control with travel speed selection for smooth and precise grading control.
- 9** Heat protection canopy roof liner provided as a standard to ensure comfortable operation in hot & sunny conditions.




MINI IS BIG IN EASE OF MAINTENANCE

JCB MINI EXCAVATOR IS DESIGNED TO BE AS PRODUCTIVE AS POSSIBLE. DOWNTIME IS MINIMISED IN EVERY WAY, INCLUDING THE TIME IT TAKES TO CARRY OUT MAINTENANCE.

- 1 The wide-opening steel bonnet makes it easy to access components for maintenance.
- 2 Machines feature colour-coded hydraulic hoses for easy identification.
- 3 Information display with service due alerts and key warning alerts for easy maintenance.
- 4 Large fuel filler neck for easy fuel filling.
- 5 Removing the cab floor is easy and gives access to many key components like the main control valve spools and swing motor.
- 6 Class leading maintenance intervals which saves on money.

Service intervals on bucket operation	
Hydraulic filter change	Every 500 hours
Engine oil	Every 500 hours
Hydraulic oil	Every 2,000 hours
Class leading maintenance intervals	





Towards industry's finest customer support network

 **5,000+**
Trained service engineers

 **18**
Training centres

 **3,000+**
Mobile service engineers

 **250+**
Mobile vans

 **24x7 Support**
12 Languages

 **60+**
Dealers

 **700+**
Outlets

 **5**
Parts warehouses



Connect with us on
JCB Support Face Book Page.

EXTENSIVE PARTS SUPPORT

JCB genuine parts offer a comprehensive machine protection solution.



JCB LOYALTY PROGRAMME



Instant membership card

Welcome kit


Reward points

Special programme features

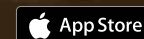
Extended benefits



SMART & DIGITAL SUPPORT



Download from:




LiveLink

Genuine Parts

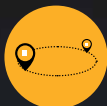
LIVELINK, WORK SMARTER.

NOW BE ASSURED OF YOUR JCB EXCAVATOR'S SERVICE, OPERATION AND SECURITY WITH THE ADVANCED TELEMATICS TECHNOLOGY CALLED LIVELINK*.

Security



Control the duration in which the machine should be operated by creating time curfew. Sends alert on e-mail/SMS when machine is used outside set hours.



Helps to locate your machine precisely on map to display its current location. Historic records of machine location and movements are also available.



Secure your machine by creating a fence around the machine location on the map to get alerts on e-mail and mobile, once the machine moves out of the geofenced area.



Alerts you in case the machine is being towed away even in engine off condition, thus securing your investment.

Operation & performance monitoring



Idle time monitoring helps in analysing the extent to which engine was idle. This can be used for better site management to minimise idle hours and save fuel consumption.



Machine usage can be monitored in detail including the hours worked in each mode which indicates the extent of loads on the machine.



Instantaneous fuel level can be monitored remotely. This can also be reported through customised daily reports.



Machine usage can be easily monitored through information on total working time with low & high speed modes.

Reports & alerts



Provides customised reports on performance, utilisation, fleet summary, landmark activity, machine hours and service status.



Machines can be grouped together in a fleet for consolidated views and reports which make fleet management easy.




Variety of reports can be received on a periodic basis, be it daily, weekly, monthly or as required.




Get customised alerts on mobile about the machine status and critical health alerts.


Proactive maintenance & usage



Sends maintenance reminders in advance for planning maintenance so that the machine is serviced as per required schedule.



Alerts are provided in case of any critical health parameter needs attention. Such alerts are displayed on the dashboard of the LiveLink website. These are sent by e-mail/ SMS.



Time spent in hammer operation: Indicates breaker usage hours thus helping in maintenance planning.

Safety



Long engine idling report: Get to know the number of times when the machine was idling for long time - helps to organize your jobsite to reduce fuel wastage.

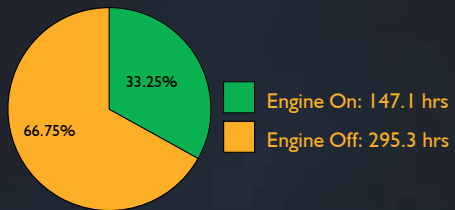


Critical health alerts on the parameter which needs immediate attention.

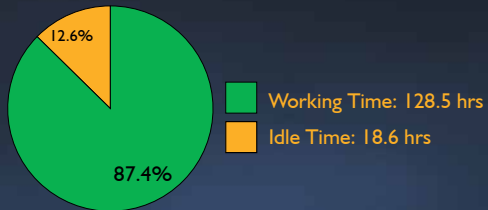


User Friendly Report

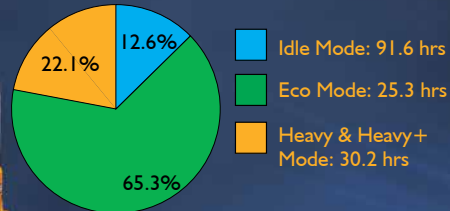
Engine On-Off Time



Working & Idle Time



Power Mode



EXTENDED CARE

GIVE YOUR MACHINE EXTENDED WARRANTY AND CARE.

- JCB Careplus is an extended warranty programme that comes into effect after the machine standard warranty expires.
- JCB Careplus can be purchased within the 1st year from the sale of the machine.
- The programme offers you peace of mind and saves your maintenance cost even after your machine standard warranty expires.



Extended
Warranty
Programme

BENEFITS OF JCB CAREPLUS



No limits on
number of claims



Preventive
maintenance service*



Nationwide
coverage*



JCB skilled
manpower
support



Maximum
productivity



Maximum
uptime



Maximum
performance



Breakdown
cost protection

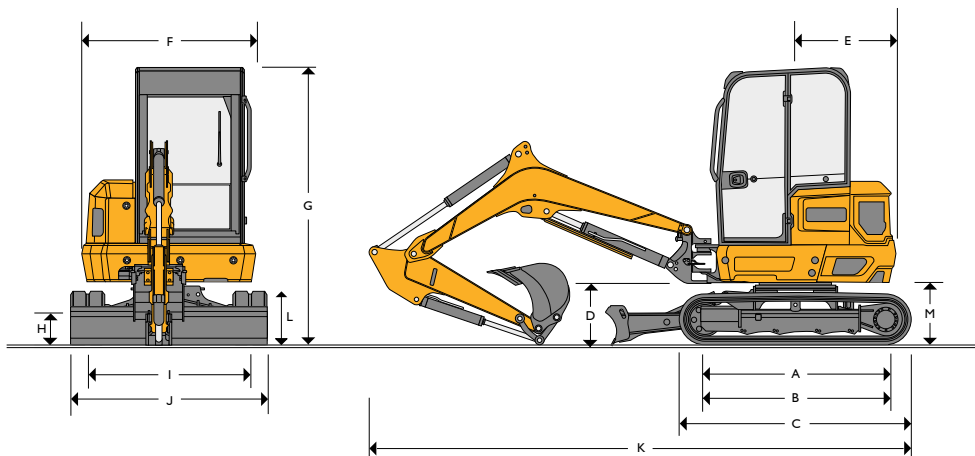


Better resale
value



*T&C Apply.

STATIC DIMENSIONS



Machine model		35z HD	37c HD
A	Sprocket idler centres	m	1.59
B	Track length on ground	m	1.59
C	Undercarriage overall length – rubber	m	2.05
	Undercarriage overall length – steel	m	2.05
D	Kingpost clearance	mm	555
E	Tailswing radius (Standard / Heavy counterweight)	mm	900 1.3 m
F	Overall width of superstructure	m	1.55
G	Height over cab	m	2.48
H	Ground clearance	mm	275
I	Track gauge	m	1.4 1.2
J	Width over tracks	m	1.75 1.55
K	Transport length with standard dipper	m	4.85 4.81
L	Track height	mm	480
M	Counterweight clearance	mm	563

*Canopy is standard. Optional cabin available.

ENGINE

Machine model		35z HD	37c HD
Model		EU Stage V / EPA Tier 4 Final Perkins 403J-17	
Fuel		Diesel	
Cooling		Water cooled	
Gross power ISO 14396	kW	18.9 (@ 2200rpm)	
Gross torque ISO 14396	Nm	91.9 (@ 1600rpm)	
Displacement	cc	1662	
Gradeability	degrees	30	
Starter motor	kW	2	
Battery	Volts/ Ampere Hour	12V / 80Ah	
Alternator	Ampere (Air con)	85	

UNDERCARRIAGE

Machine model		35z HD	37c HD
No of top rollers		1	
No of bottom rollers		4	
Track width steel (STD)	mm	300	
Ground bearing pressure (300mm tracks)	N/cm ²	0.316	0.331
Track tensioning		Grease	
Travel speed – low	km/h	2.8	
Travel speed – high	km/h	4.5	
Tractive effort	kN	25.6	

HYDRAULIC SYSTEM

Machine model		35z HD	37c HD
Pump	cc	38	
Nominal output @ 2000rpm	LPM	76	
Excavator/track main relief pressure	bar	250	
Slew main relief pressure	bar	216	
Auxiliary hydraulic pressure (High)	bar	STD: 190 ADJ: 120 - 250	
Auxiliary hydraulic flow (High)	LPM	70	
Hydraulic pump		Variable Displacement Piston	

WEIGHT

Machine model		35z HD	37c HD
Operating weight*	kg	3790	4052
Cabin	kg	81	
Heavy counter weight	kg	246	Fitted
1600 mm dipper	kg	15	Fitted

*35z HD Operating weight to ISO 6016 including canopy, steel tracks, 1300 mm dipper, standard counterweight, 2-way dozer, High Flow Aux circuit, lifting kit inc. HBCVs, hydraulic quick hitch, 450mm bucket, full tanks and a 75kg operator.

*37c HD Operating weight to ISO 6016 including canopy, steel tracks, 1600 mm dipper, heavy counterweight, 2-way dozer, High Flow Aux circuit, lifting kit inc. HBCVs, hydraulic quick hitch, 450mm bucket, full tanks and a 75kg operator.

SERVICE CAPACITIES

Machine model		35Z HD	37C HD
Fuel tank	L	50	
Engine coolant	L	7	
Engine oil	L	6.2	
Hydraulic system	L	47.5	
Hydraulic tank	L	28	

OPERATOR ENVIRONMENT

Machine model		35Z HD	37C HD
Cab/canopy height	m	1.58	
Cab/canopy length	m	1.26	
Cab/canopy width	m	1.04	
Door aperture width	mm	479	

STANDARD EQUIPMENT

Fully glazed ROPS & TOPS certified cab with programmable Intermittent wiper with wash/wipe, Digital clock cup holder & bottle holder, Coat hook, bluetooth radio, 12V accessory socket, Interior light, Full audio/visual warning systems, Auto idle throttle, 8 power bands, ISO servo controls with electro-hydraulic dozer lever, Joystick mounted hammer switch, Neutral start, Full control isolation, "2GO" hydraulic isolation, High back suspension seat, removable floor mat, Two speed tracking, Auto-kickdown track motors, 300mm short pitch steel tracks, Double element air cleaner, Heavy-duty alternator, Heavy-duty battery, Hydraulic slew braking with disc type park brake, ORFS hydraulics, Colour coded hydraulic hoses, 500 hour dig end & dozer greasing intervals, Heavy duty boom cylinder guard, Protected boom worklight, 100% steel bodywork, dedicated tie down and lifting points, Ball valve.

OPTIONAL EQUIPMENT

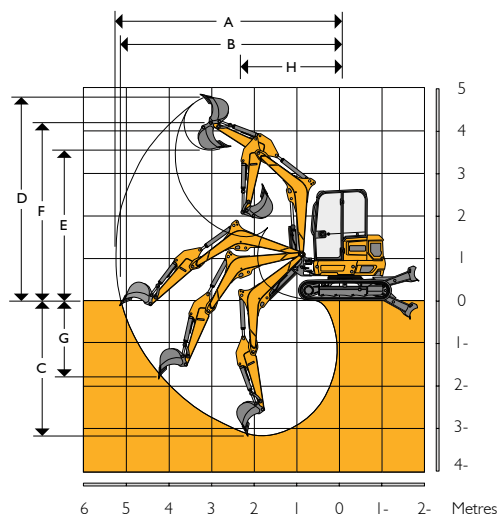
Air-conditioning, FOPS guard stage 1, Hose burst check valve lifting kit (dozer), Mechanical quickhitch, General purpose digging buckets, Ditch/grading buckets, Hydraulic hammers, Travel alarm, Toolkit, Seatbelt engaged green beacon, Hydraulic thumb, Grease gun & cartridge, Exterior cab mounted mirrors, JCB (Unique key or keypad system), Special paint options, ROPS & TOPS certified canopy, JCB Liveline.

*Standard and optional specifications may vary depending on regions. Please contact your dealer for more information.

DOZER

Machine model		35Z HD	37C HD
Dozer type		2-way	
Dozer length	m	1.65	
Max height above ground	mm	436	
Dig depth below ground	mm	416	
Approach angle	degrees	29	
Width	m	1.75	1.55
Height	mm	357	
















WORKING RANGE



		35Z HD	37C HD
Dipper length	m	1.30	1.60
Boom length	m	2.45	
A Max digging reach	m	5.17	5.14
B Max digging reach on ground	m	5.04	5.02
C Max digging depth – dozer up	m	3.04	3.34
Max digging depth – dozer down	m	3.19	3.48
D Max digging height	m	4.57	4.73
E Max dump height	m	3.38	3.54
F Max height to dipper nose pivot pin	m	3.98	4.14
G Max vertical wallcut depth	m	1.61	1.87
H Min front swing radius (no offset)	m	2.4	2.16
Min front swing radius (fully offset)	m	1.89	1.65
I Boom swing left	degrees	75	
J Boom swing right	degrees	55	
Bucket rotation	degrees	191	
Dipper rotation	degrees	109.2	
Bucket tearout	kN	32.4	
Dipper tearout	kN	22.5	19.7
Slew speed	rpm	8.3	

LIFT CAPACITIES – RUBBER TRACKS, 2.45m BOOM, 1.3m DIPPER, STANDARD COUNTERWEIGHT, NO BUCKET.

35Z HD

Load Point	1.5m			2.5m			3.5m			4.5m			Capacity at maximum reach		
															
Height m	Dozer Up kg	Dozer Down kg	Over Side kg	Dozer Up kg	Dozer Down kg	Over Side kg	Dozer Up kg	Dozer Down kg	Over Side kg	Dozer Up kg	Dozer Down kg	Over Side kg	Dozer Up kg	Dozer Down kg	Over Side kg
2.5							488	741	536						
2.0				816	1084	887	476	830	523						
1.5				768	1486	836	461	943	507	310	799	343	310	799	343
1.0							446	1058	491	305	832	338	305	832	338
0.5				706	2016	771	434	1152	478	301	859	334	301	859	334
0.0				698	2063	763	426	1210	470						
-0.5	1460	1494	1579	698	2026	762	423	1223	466						
-1.0	1847	2115	1948	702	1916	767	424	1177	468						
-1.5	1866	2840	1967	713	1713	778	433	1024	477						
-2.0	1902	2738	2004	731	1343	798									



Lift capacity over front.


















Lift capacity full circle.

Notes:

1. Lifting capacities are based on ISO 10567, that is: 75% of minimum tipping load or 87% of hydraulic lift capacity, whichever is the less. Lifting capacities marked* are based on hydraulic capacity.
2. Lift capacities assume that the machine is on firm level ground and equipped with an approved lifting point.
3. A bucket must be fitted when lifting, the weight of this bucket must be deducted from the above lift capacities.
4. Lift capacities may be limited by local regulations. Please refer to your dealer.

LIFT CAPACITIES – RUBBER TRACKS, 2.45m BOOM, 1.6m DIPPER, HEAVY COUNTERWEIGHT, NO BUCKET.

37c HD

Load Point	1.5m			2.5m			3.5m			4.5m			Capacity at maximum reach		
															
Height m	Dozer Up kg	Dozer Down kg	Over Side kg	Dozer Up kg	Dozer Down kg	Over Side kg	Dozer Up kg	Dozer Down kg	Over Side kg	Dozer Up kg	Dozer Down kg	Over Side kg	Dozer Up kg	Dozer Down kg	Over Side kg
3.0							587	601	635						
2.5							621	635	671						
2.0							687	703	661						
1.5				1022	1045	1056	706	791	646	483	650	445	483	650	445
1.0				1141	1313	1016	692	886	631	479	743	440	479	743	440
0.5				1110	1523	985	679	973	618	474	703	435	474	703	435
0.0				1091	1648	967	669	1038	608						
-0.5	1472	1507	1592	1083	1692	958	663	1070	602						
-1.0	1978	2024	2139	1082	1665	958	663	1057	601						
-1.5	2594	2654	2220	1088	1560	964	668	970	607						
-2.0	2495	2553	2251	1103	1342	978									
-2.5	1685	1724	1822												



Lift capacity over front.



Lift capacity full circle.

Notes:

1. Lifting capacities are based on ISO 10567, that is: 75% of minimum tipping load or 87% of hydraulic lift capacity, whichever is the less. Lifting capacities marked* are based on hydraulic capacity.
2. Lift capacities assume that the machine is on firm level ground and equipped with an approved lifting point.
3. A bucket must be fitted when lifting, the weight of this bucket must be deducted from the above lift capacities.
4. Lift capacities may be limited by local regulations. Please refer to your dealer.



Dealer's stamp:

JCB INDIA LIMITED 23/7 Mathura Road, Ballabgarh - 121 004 Haryana, India.
For more information SMS "JCB" to **56767** or call our toll free no. **1800-1037-386**
Fax: 91 129 2309050 Website: **www.jcb.com**

Follow us: [f](#) [t](#) [v](#) [i](#) [n](#) /JCBIndiaLtd

©2009 JCB Sales. All rights reserved. No part of this publication may be reproduced, stored in a retrieval system, or transmitted in any form or by any other means, electronic, mechanical, photocopying or otherwise, without prior permission from JCB Sales. All references in this publication to operating weights, sizes, capacities and other performance measurements are provided for guidance only and may vary dependant upon the exact specification of machine. They should not therefore be relied upon in relation to suitability for a particular application. Guidance and advice should always be sought from your JCB Dealer. JCB reserves the right to change specifications without notice. Illustrations and specifications shown may include optional equipment and accessories. The JCB logo is a registered trademark of J.C. Bamford Excavators Ltd.

