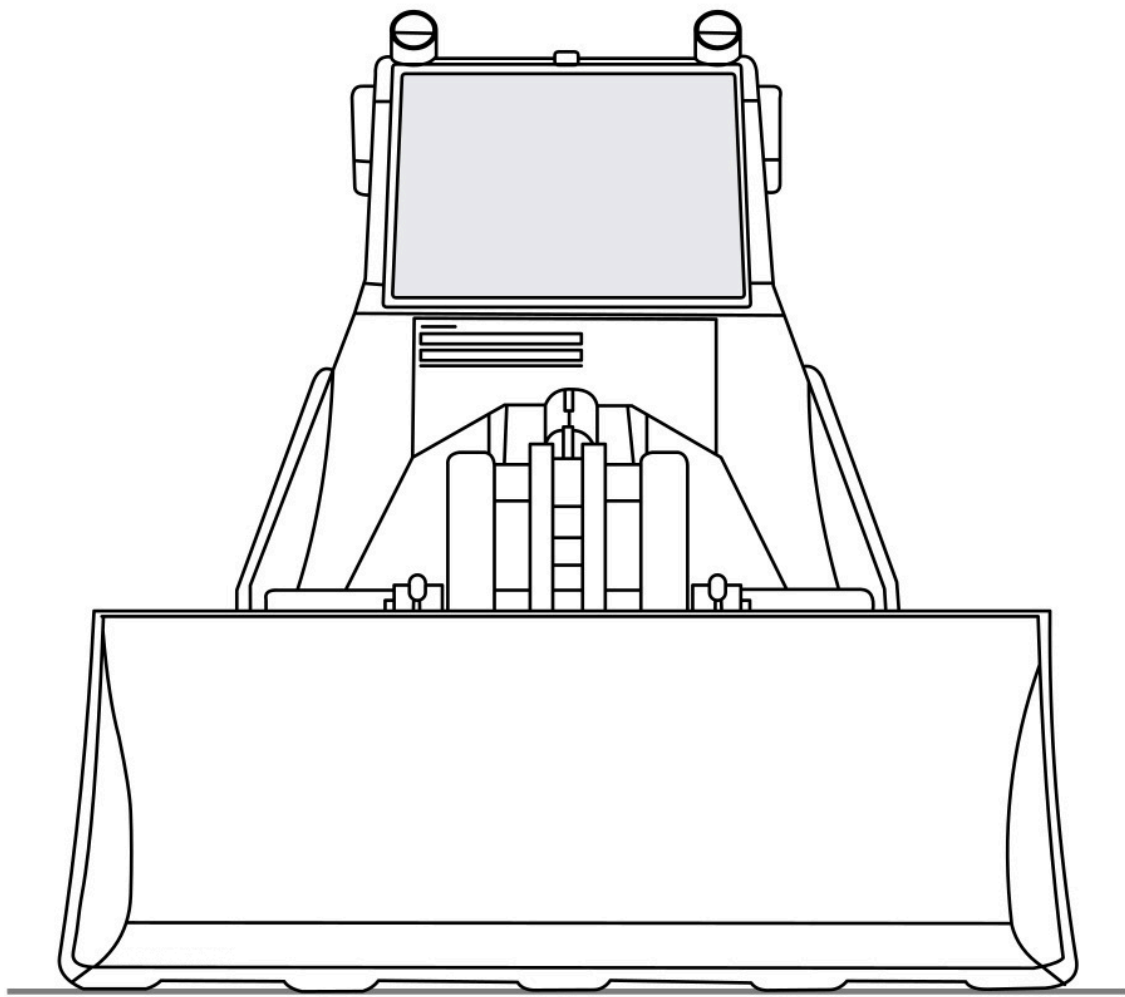
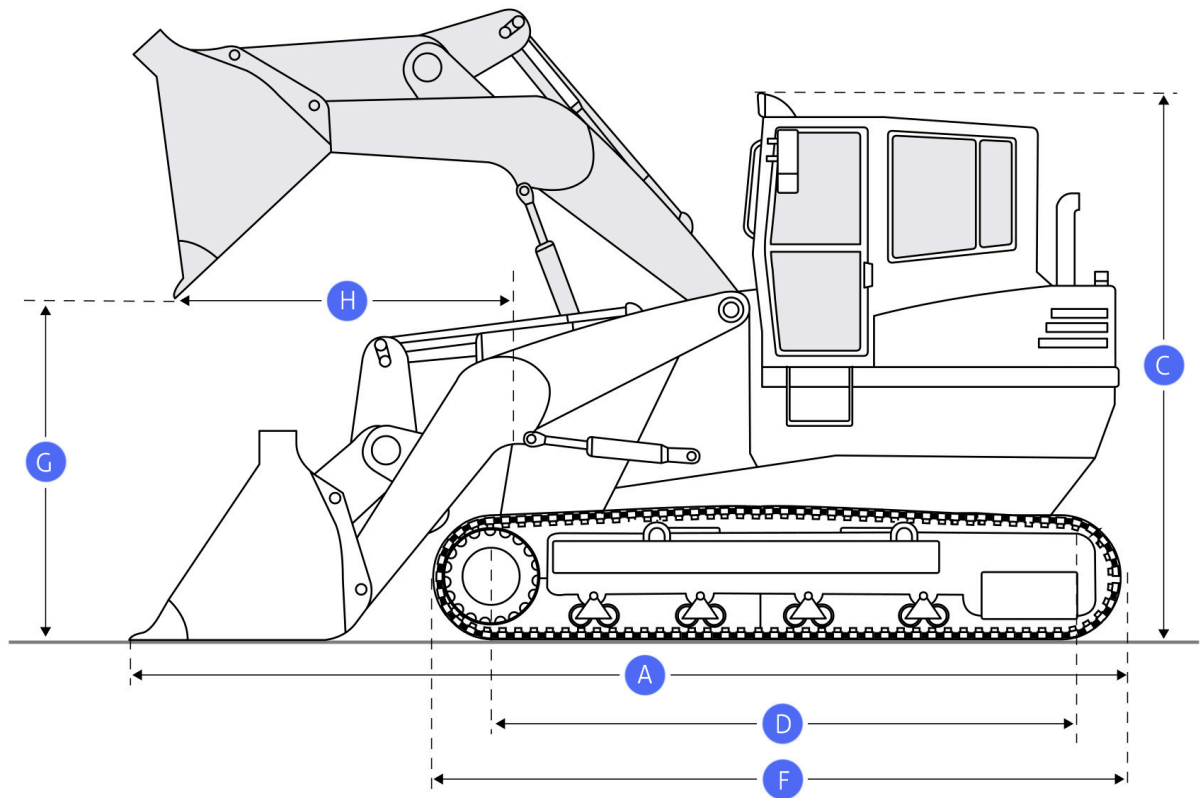


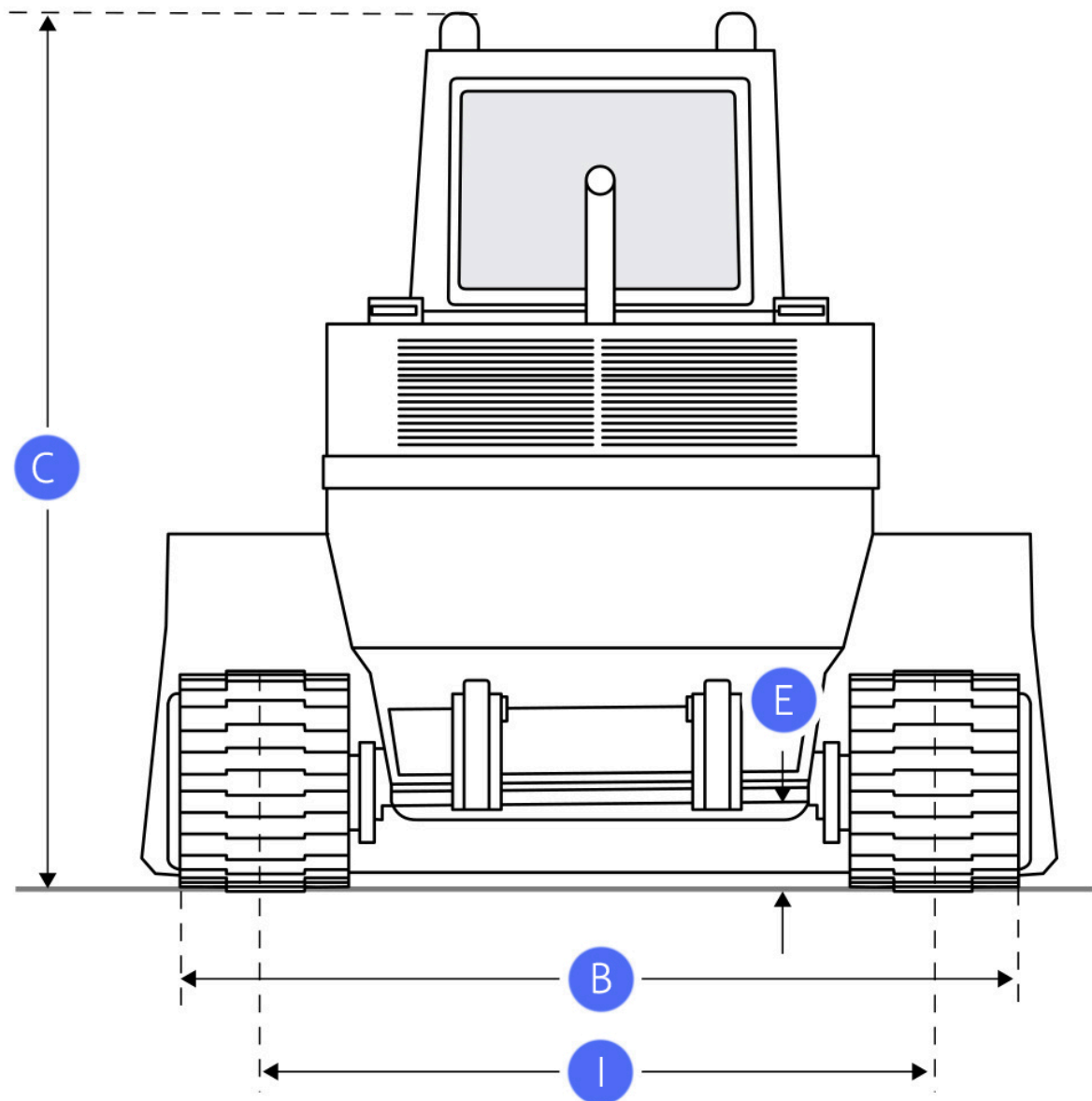
# Komatsu D10S-1 Crawler Loader Dimensions & Specs



([https://titanww.com/equipmentspecs/wp-content/themes/leadengine-child/images/models/crawler\\_loader\\_front.jpg](https://titanww.com/equipmentspecs/wp-content/themes/leadengine-child/images/models/crawler_loader_front.jpg))



([https://titanww.com/equipmentspecs/wp-content/themes/leadengine-child/images/models/crawler\\_loader\\_side.jpg](https://titanww.com/equipmentspecs/wp-content/themes/leadengine-child/images/models/crawler_loader_side.jpg))



([https://titanww.com/equipmentspecs/wp-content/themes/leadengine-child/images/models/crawler\\_loader\\_back.jpg](https://titanww.com/equipmentspecs/wp-content/themes/leadengine-child/images/models/crawler_loader_back.jpg))

## Transport a Komatsu D10S-1 Crawler Loader

Transporting a Komatsu (<https://www.komatsu.com/en/products>) D10S-1 Crawler Loader is a process that involves multiple steps, each requiring careful attention and expertise. First, the Komatsu (<https://titanww.com/equipmentspecs/manufacture/komatsu/>) D10S-1 Crawler Loader is prepared for transport, which may involve disassembling larger components and securing fragile parts. During the loading phase, special equipment like forklifts or cranes may be used

Read more

# Dimensions

Imperial

Metric

## Dimensions

A Length With Bucket On Ground

8.4 ft in

B Width To Outside Of Tracks

3.78 ft in

G Clearance At Full Height And Dump

5.45 ft in

H Reach At Dump Height

2.04 ft in

## Undercarriage

I Track Gauge

36.42 in

D Length Of Track On Ground

3.84 ft in

Number Of Track Rollers Per Side

3

Track Shoe Width

8.86 in

^

Ground Pressure

4.84 psi

# Specifications

## Engine

Engine Make

2238

Engine Model

2D92

Net Power

20 hp

Displacement

79.4 cu in

## Operational

Operating Weight

3902.2 lb

Fuel Capacity

8 gal

Cooling System Fluid Capacity

2 gal

Static Tipping Load

3130 lb

^

Breakout Force - Std Bucket

4450 lb

Bucket Capacity - Heaped

0.4 yd<sup>3</sup>

Max Speed

2.8 mph

Need to transport this equipment?

Click below to get an estimate on shipping this equipment

[Request A Quote](#)

---

**EQUIPMENT SPECS**  
**BY TITAN WORLDWIDE**



## MODES

**Heavy Haul** (<https://titanww.com/services/heavy-haul/>)

**Full Truckload** (<https://titanww.com/services/full-truckload/>)

**Power Only** (<https://titanww.com/services/power-only-trucking/>)

**Drive Away** (<https://titanww.com/services/drive-away/>)

**Hot Shot** (<https://titanww.com/services/hot-shot-trucking/>)

**Inland Transportation** (<https://titanww.com/services/inland-transportation-logistics/>)

## RESOURCES

**Axle Weight Limits** (<https://titanww.com/resources/axle-weight-limit/>)

**Oversize Regulations** (<https://titanww.com/oversize-permits-requirements/>)

**Federal Bridge Formula** (<https://titanww.com/resources/federal-bridge-law-formula/>)

**Insights** (<https://titanww.com/insights/>)

**Get A Quote** (<https://titanww.com/request-a-quote/>)

**Visit Titan** (<https://titanww.com/>)

© 2024 Titan Worldwide. All Rights Reserved.

[Terms of Use](https://titanww.com/terms-and-conditions/) (<https://titanww.com/terms-and-conditions/>)

[Customer T/S](https://titanww.com/customer-terms-and-conditions/) (<https://titanww.com/customer-terms-and-conditions/>)

[Privacy Policy](https://titanww.com/privacy-policy/) (<https://titanww.com/privacy-policy/>)